

Year 1 Block 1 Art Knowledge Organiser - Self Portraits

An Old Fletton Artist will:

1. Create their own artwork informed by choices about materials
2. Be able to use a range of skills and apply them to their own work
3. Critically evaluate their own and others' artwork commenting on techniques and style
4. Know about the artists and their styles

Theme: Self Portraits
Artist: **Picasso**

Artist: **Pablo Picasso**
Materials: **Oil Pastels**



What should already be known

1. EYFS - Early learning goals - children know about similarities and differences in relation to objects and materials.
2. EYFS - Early learning goals - chooses particular colours for a specific purpose and can create simple representations of people.

Vocabulary

1. Self-portrait	A painting or drawing that the artist makes of himself.
2. Symmetry	When a shape or object has two completely identical sides that are facing each other. A line of symmetry is the line that divides the two identical parts, each part being a mirror reflection of the other.
3. Proportion	Adjust (something) so that it has a particular or suitable relationship to something else.
4. Line	A line is a static mark on a page but it contains movement.
5. Shade	A shade is a mixture with black, which increases darkness.
6. Facial features	A distinguishing element of a face , such as an eye, nose, or lips.
7. Cubism	A new way of painting, where artists would paint a person or object from different angles using geometric shapes.

Key learning in this unit

Knowledge

To understand the style of Picasso

1. The era in which he worked - Born (1881) in Malaga, Spain - Died (1973) in Mougins, France.
2. He was first taught to paint by his father at the age of 7.
3. Picasso was an artist and sculptor.
4. He was the co-founder of the 'Cubism' movement.
5. His self portraits evolved as he got older, with his later artwork more influenced by the cubism style.
6. He painted self portraits from the age of 15 until he was 90.
7. He used colours to show emotion in his artwork.
8. He made 14 self portraits throughout his life.

Skills


To use oil pastels

1. Be able to create thick and thin lines.
2. To use appropriate colours of oil pastels for effect.
3. To use line for effect.
4. To consider shape and proportion when drawing facial features.

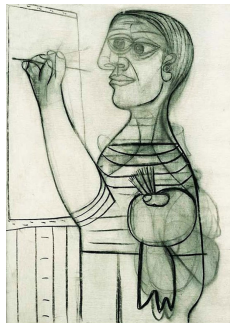
Find out more

<https://www.bbc.co.uk/bitesize/clips/zdfgkqt>

Did you know Picasso completed his first painting when he was 9 years old?




Self Portrait (Aged 25)



Self Portrait (Aged 56)



Self Portrait (Aged 89)



Picasso inspired self portrait