









Rec	Speaking & Listening	Phonics / writing	Talk Through Stories	Maths	Topic	Music	PSHE	Physical Ed
								
Autumn 1	<ul style="list-style-type: none"> * Learning to sit and listen in a class group * Learning to wait their turn to answer in a class group (cold calling) * Learning to listen and respond in a group of 6 children * Learning to talk about own needs * Learning to talk in a sentence * Learning to listen and respond to silent signals * Learning to follow simple instructions * Retell Gingerbread man * Talking about what they see * Learning to understand and use new vocabulary 	<ul style="list-style-type: none"> * Learn the sound that each letter of the alphabet makes * Learn the picture name which goes with each letter * Learn to write each letter of the alphabet * Learn to hold a pencil correctly * Learn to listen to Fred Talk and make words from 3 sounds * Learn to speed write letters of the alphabet * Learn to use Fred fingers to spell 3 sound words * Learn to write their own name 	<ul style="list-style-type: none"> * The Gingerbread man * Ravi's Roar * Pumpkin Soup * Rama and Sita 	<ul style="list-style-type: none"> * Deep understanding of numbers 1, 2, 3, 4, and 5 * Subitising 1, 2 and 3 * Representing numbers using fingers, dice, Numicon and tens frames * Building numbers using different resources * Understanding 1 more and 1 less * Reasoning 'how do you know' using mathematical language * Partitioning numbers to 5 into 2 groups * Representing the 2 groups using a Part / Whole model * Learning which 2 numbers build other numbers up to 5 * Learning to name and describe 2D shapes * Learning to make ABAB patterns * Learning to make symmetrical patterns 	Me and My World <ul style="list-style-type: none"> * Belonging to... <ul style="list-style-type: none"> * Families * Homes * Friends * Old Fletton * Drawing them selves * Using scissors and joining materials * Kandinsky and how to colour mix * Weaving * Exploring the school environment * Old Fletton and the wider Peterborough area * Autumn * Clay hedgehog * Leaf printing * Making bread * Harvest * Diwali 	Me! <ul style="list-style-type: none"> * Listen and respond to different music styles * Pat-a-cake * Name song * 1, 2, 3, 4, 5, * 5 Little Ducks * Things for fingers * Performing 	Being Me in my world <ul style="list-style-type: none"> * Understand that they belong * Know that we are all similar and different * Recognise their own feelings * Begin to regulate their feelings * Enjoy working with others to make school a good place * Know why its good to be kind and use gentle hands * Learn to know what being responsible is 	Developmental movement play <ul style="list-style-type: none"> * Crawling, rolling forwards Movement <ul style="list-style-type: none"> * Run and stop, fast and slow Dance: <ul style="list-style-type: none"> * Vivaldi Autumn * Fireworks Team games: <ul style="list-style-type: none"> * Over, under Ball Skills <ul style="list-style-type: none"> * Aiming and rolling forwards Gym <ul style="list-style-type: none"> * Traveling forwards
Autumn 2	<ul style="list-style-type: none"> * Continuing to talk in full sentences using 'Say it again better' * Learning how to talk to a partner on the carpet * Learning how to listen to a partner on the carpet * Retell Goldilocks * Talking about their own talents * Talking about own Christmas traditions * Talking when in role as a doctor or vet * Comparing 2 people - similarities and differences * Learning lines for the Christmas play and performing in front of an audience 	<ul style="list-style-type: none"> * Revise the 25 single letter sounds, building speed * Practice hearing Fred Talk and building 3 sound words * Learn to read 3 sound green word cards * Continue to learn to write the 26 letters correctly using a correct pencil grip * Learn to read set 1 special friends (sh, th, ch, qu, ng, nk) * Learn to use Fred Fingers to write words in a list * Begin to learn how to write a simple sentence using Fred fingers, finger spaces and a full stop * Consolidate writing their own name, using correct letter formation 	<ul style="list-style-type: none"> * Goldilocks * Cops and Robbers * The Christmas Story * Stickman 	<ul style="list-style-type: none"> * Further deepening understanding of numbers 1, 2, 3, 4, and 5 * Deep understanding of numbers 6, 7, 8 and 9 (see details above) * Learning to compare 2 numbers * Learning to order numbers to 5 * Learning to talk about capacity (full, half full, empty) * Talking about and comparing sizes * Talking about and comparing weight * Learning to understand and use positional words (on, under, next to, behind, in front) * Learning to understand directional language (forwards and backwards) 	Careers <ul style="list-style-type: none"> * Own talents / likes/ opinions * Learning about a wide range of future careers * What they want to be * Deeper understanding of police, doctors, vets and fire fighters Santa School <ul style="list-style-type: none"> * Completing set jobs independently (5 a week) * Immersing in Christmas related learning in all areas * Christmas in England / Australia/ Sweden 	The Christmas Play - Our Very First Nativity <ul style="list-style-type: none"> - Learn the words to new songs - Match the pitch of other children - Perform in a group - Perform to adults 	Celebrating Difference <ul style="list-style-type: none"> * Know what they are good at * Know that different children are good at different things * Know that being different makes us special * Know that we all have similarities too * Talk about why their home is special * Talk about how to be a kind friend * Know the right thing to say if someone is unkind 	Developmental movement play <ul style="list-style-type: none"> * Crawling, rolling forwards & backwards Team games: <ul style="list-style-type: none"> * Tag Ball Skills <ul style="list-style-type: none"> * Aiming forwards and catching Gym <ul style="list-style-type: none"> * Traveling forwards and backwards <p>Then Christmas play rehearsals</p>