

Year 4 Block 3 Art Knowledge Organiser - Sculpture & Pattern

An Old Fletton Artist will:

1. Create their own artwork informed by choices about materials
2. Be able to use a range of skills and apply them to their own work
3. Critically evaluate their own and others' artwork commenting on techniques and style
4. Know about the artists and their styles

Theme: Sculpture & Pattern
(Historical)

Linked to History Theme: **Ancient Greece**
Materials: **clay, paper, acrylic paint, sketching pencils**




What should already be known

1. Art theory - Understanding of colour (Y1 B2)
2. Self portraits - line drawing (Y1 B1 & Y2 B4 oil pastels)
3. Animal collages (Y2 B1)
4. Art theory - Tones & Shades (Y3 B1)
5. Natural Sculpture (Y3 B2)
6. Pattern - Nature - Repeated for effect (Y4 B1)
7. Landscapes (Y4 B2)

Key Vocabulary

- | | |
|-------------------------|---|
| 1. Comedy theatre mask | This mask was used in Ancient Greek theatre performances and represents how foolish people can be. |
| 2. Tragedy theatre mask | This mask was also used in Ancient Greek theatre performances and represents dark realities such as death and failure. |
| 3. Pinch pot | A pinch pot is a simple form of hand-made pottery produced from ancient times to the present. Simple clay vessels such as bowls and cups of various sizes can be formed and shaped by hand using a methodical pinching process in which the clay walls are thinned by pinching them with thumb and forefinger. |
| 4. Acrylic paint | Acrylic paints are water-soluble paints that become water-resistant when dry. |
| 5. Terracotta | A type of fired clay, typically of a brownish-red colour and unglazed, used as an ornamental building material and in modelling. |
| 6. Amphora | A tall ancient Greek or Roman jar or jug with two handles and a narrow neck. |
| 7. Silhouette | The dark shape and outline of someone or something visible in restricted light against a brighter background. |
| 8. Sketching | Traditionally, a rough type of drawing that an artist might make in preparation for a more formal drawing. |

Key Learning

Knowledge	<ol style="list-style-type: none"> 1. How comedy & tragedy was reflected in Greek masks. 2. What is an Ancient Greek Pinch Pot? What were they used for? What patterns were they decorated with? 3. What is an Amphora vase? Creating a drawing of a vase, exploring silhouette figures and repeating patterns. 	
Skills	<ol style="list-style-type: none"> 1. Describe the main features of a theatre mask, including similarities and differences between comedy and tragedy. Using symmetry, children will create a basic mask shape, use scissors to cut the mouth, and craft knives to cut the eyes. Creating laurel crowns (basic leaf shape) and using pencils to curl paper for hair detail. 2. Pinching clay systematically to create a pot. Using Ancient Greek patterns, decorate pinch pot with black acrylic paint and thin paint brushes. 3. Use sketching pencils to create and design a decorative Amphora vase, from Ancient Greek designs and patterns. 	 

Did you know the masks used in ancient theatre were made from clay, wood, linen and leather?