



The tiger who came to tea

Once there was a little girl called Sophie, and she was having tea with her mummy in the kitchen.

Suddenly there was a ring at the door.

Sophie's mummy said, "I wonder who that can be. It can't be the milkman because he came this morning. And it can't be boy from the grocer because this isn't the day he comes. And it can't be Daddy because he's got his key. We'd better open the door and see."

Sophie opened the door, and there was a big, furry, stripy tiger. The tiger said, "Excuse me, but I'm very hungry. Do you think I could have tea with you?"

Sophie's mummy said, "Of course, come in."

So the tiger came into the kitchen and sat down at the table.

Sophie's mummy said, "Would you like a sandwich?" But the tiger didn't just take one sandwich. He took all the sandwiches on the plate and swallowed them in one big mouth full.

Owp!

And he still looked hungry, so Sophie passed him the buns.

But again the tiger didn't eat just one bun. He ate all the buns on the dish. And then he ate all the biscuits and all the cake, until there was nothing left on the table. So Sophie's mummy said, "Would you like a drink?"

And the tiger drank all the milk in the milk jug and all the tea in the teapot.

And then he looked round the kitchen to see what else he could find.

He ate all the supper that was cooking in the saucepans... and all the food in the fridge... and all the packets and tins in the cupboard... and he drank all the milk, and all the orange juice, and all Daddy's beer, and all the water in the tap.

The he said, "Thank you for my nice tea. I think, I'd better go now."

And he went.

Sophie's mummy said, "I don't know what to do. I've got nothing for Daddy's supper, the tiger has eaten it all."

And Sophie found she couldn't have her bath because the tiger had drunk all the water in the tap.

Just then Sophie's daddy came home.

So Sophie and her mummy told him what had happened, and how the tiger had eaten all the food and drunk all the drink.

And Sophie's daddy said, "I know what we'll do. I've got a very good idea. We'll put on our coats and go to a café."

So they went out in the dark, and all the street lamps were lit, and all the cars had their lights on, and they walked down the road to a café.

And they had a lovely supper with sausages and chips and ice cream.

In the morning Sophie and her mummy went shopping and they bought lots of more things to eat.

And they also bought a very big tin of Tiger Food, in case the tiger should come to tea again.

But he never did.



Judith Kerr
The tiger who came to tea
London, Harper Collins, 2006

A Book Review

By: _____

Title: _____

Author: _____



Plot

What happens? Are there any plot twists? Did you find the plot interesting?

Your Star Rating for This Book



Final Summary

Sum up your opinion of this story in one small paragraph.

Did the story have a moral? Have you learned anything from the book?

Would you recommend the book to a friend? Why/why not?

Characters

Who are the main characters? Who was your favourite character? Why?

Your Opinions

What was your favourite part? Why?

Did you enjoy the book? Are there any parts you would change to make the story better?

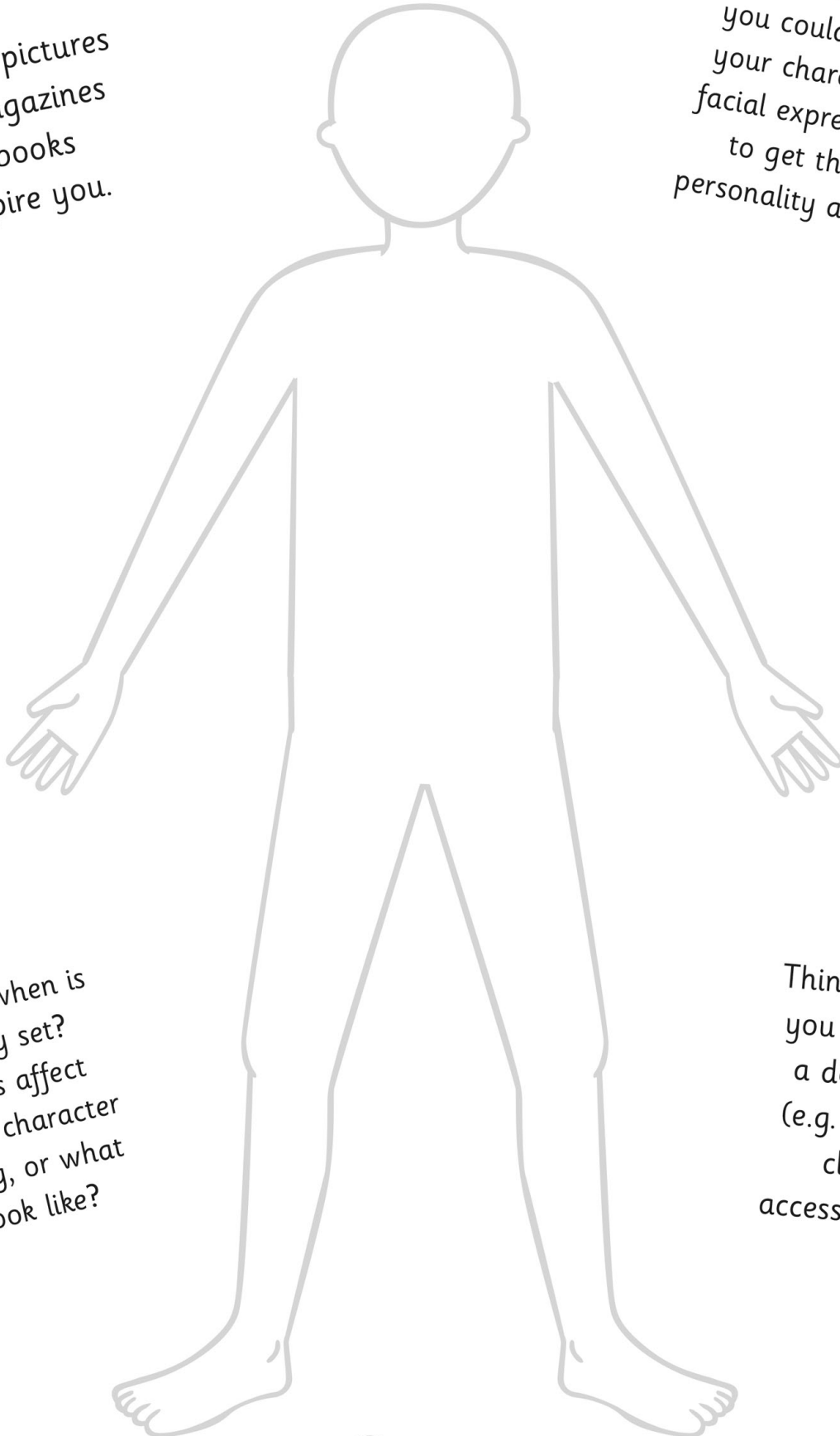
Were there any parts that made you laugh or be scared?

Creating Characters

Use the template to draw what your character looks like.

Try using pictures from magazines and books to inspire you.

Think about how you could draw your character's facial expressions to get their personality across.



Where and when is your story set?
Could this affect what your character is wearing, or what they look like?

Think of details you can use in a description (e.g. hairstyle, clothes, accessories etc.).

Creating Characters

When answering the following questions, try to:

- use well-chosen adjectives and similes;
- reflect their personalities;
- use interesting vocabulary;
- decide on how your character might feel in different situations.

How old is your character? _____

What is your character like? _____

What is your character interested in? _____

What is your character afraid of? _____

Creating Characters

Do the other characters in your story get on with this character? Why? _____

Does your character have a special talent? What is it? _____

What does your character look like? Use your drawing to help you. Does your character have any distinctive features? _____

Adjectives


with Adam Adjective



An adjective is a **describing** word.

There was a spider in
the bathroom.

+ adjectives =



There was a **huge, hairy**
spider in the bathroom.

A slug was in my kitchen.

+ adjectives =


A **slimy**, **sticky** slug was
in my kitchen.



I found a ladybird on a leaf.

+ adjectives =


I found a **tiny** ladybird
on a **big** leaf.



A butterfly flew into my house.

+ adjectives =


A **blue** and **white** butterfly
flew into my house.



The worm dug through the soil.

+ adjectives =

The **wiggly**, **pink** worm
dug through the soil.



Veronica Verb told me how brilliant you were yesterday at adding more exciting verbs to your poem. Now create some amazing descriptions by adding two or more adjectives to your sentences.





twinkl



Adjective Word Bank

Appearance

adorable
adventurous
aggressive
alert
attractive
average
beautiful
blue-eyed
bloody
blushing
bright
clean
clear
cloudy
colourful
crowded
cute
dark
drab
distinct
dull
elegant
excited
fancy
filthy

glamorous
gleaming
gorgeous
graceful
grotesque
handsome
homely
light
long
magnificent
misty
motionless
muddy
old-fashioned
plain
poised
precious
quaint
shiny
smoggy
sparkling
spotless
stormy
strange
ugly
ugliest
unsightly
unusual
wide-eyed

Condition

alive
annoying
bad
better
beautiful
brainy
breakable
busy
careful
cautious
clever
clumsy
concerned
crazy
curious
dead
different
difficult
doubtful
easy
expensive
famous
fragile
frail
gifted
helpful
helpless
horrible
important

impossible
inexpensive
innocent
inquisitive
modern
mushy
odd
open
outstanding
poor
powerful
prickly
puzzled
real
rich
shy
sleepy
stupid
super
talented
tame
tender
tough
uninterested
vast
wandering
wild
wrong

Adjective Word Bank

Feelings (bad)

angry
annoyed
anxious
arrogant
ashamed
awful
bewildered
black
blue
bored
clumsy
combative
condemned
confused
crazy,
flipped-out
creepy
cruel
dangerous
defeated
defiant
depressed
disgusted
disturbed
dizzy
dull
embar-
rased
envious
evil
fierce
foolish
frantic
frightened
grieving

grumpy
helpless
homeless
hungry
hurt
ill
itchy
jealous
jittery
lazy
lonely
mysterious
nasty
naughty
nervous
nutty
obnoxious
outrageous
panicky
repulsive
scary
selfish
sore
tense
terrible
testy
thoughtless
tired
troubled
uncomfortable
upset
uptight
weary
wicked
worried

Feelings (good)

agreeable
amused
brave
calm
charming
cheerful
comfortable
cooperative
courageous
delightful
determined
eager
elated
enchanted
encouraging
energetic
enthusiastic
excited
exuberant
fair
faithful
fantastic
fine
friendly
funny
gentle
glorious

happy
healthy
helpful
hilarious
jolly
joyous
kind
lively
lovely
lucky
nice
obedient
perfect
pleasant
proud
relieved
silly
smiling
splendid
successful
thankful
thoughtful
victorious
vivacious
witty
wonderful
zealous
zany

Adjective Word Bank

Shape

broad
chubby
crooked
curved
deep
flat
high
hollow
low
narrow
round
shallow
skinny
square
steep
straight
wide

Size

big
colossal
fat
gigantic
great
huge
immense
large
little
mammoth
massive
miniature
petite
puny
scrawny
short
small
tall
teeny
teeny-tiny
tiny

Sound

cooing
deafening
faint
harsh
high-pitched
hissing
hushed
husky
loud
melodic
moaning
mute
noisy
purring
quiet
raspy
resonant
screeching
shrill
silent
soft
squealing
thundering
voiceless
whispering

Time

ancient
brief
Early
fast
late
long
modern
old
old-fashioned
quick
rapid
short
slow
swift
young

Adjective Word Bank

Taste/ Touch

bitter
delicious
fresh
juicy
ripe
rotten
salty
sour
spicy
stale
sticky
strong
sweet
tart
tasteless
tasty
thirsty
fluttering
fuzzy
greasy
grubby
hard
hot
icy
loose


melted
nutritious
plastic
prickly
rainy
rough
scattered
shaggy
shaky
sharp
shivering
silky
slimy
slippery
smooth
soft
solid
steady
sticky
tender
tight
uneven
weak
wet
wooden
yummy

Touch

boiling
breezy
broken
bumpy
chilly
cold
cool
creepy
crooked
cuddly
curly
damaged
damp
dirty
dry
dusty
filthy
flaky
fluffy
freezing
hot
warm
wet

Quantity

abundant
empty
few
heavy
light
many
numerous
substantial



blink



sneeze



wave



trip



drop something



scratch an itch



shiver

twinkl.com




smile

twinkl.com



write a sentence

twinkl.com



brush your hair

twinkl.com



eat a biscuit

twinkl.com




fill a water bottle

twinkl.com



tie your shoe laces

twinkl.com




peel an orange

twinkl.com



water a plant

twinkl.com



toast bread

twinkl.com



watch TV

twinkl.com



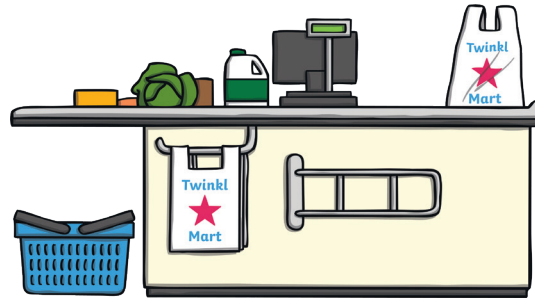
go on a bike ride

twinkl.com




paint a picture

twinkl.com



go to the supermarket

twinkl.com



walk a dog

twinkl.com



go swimming

twinkl.com



play a board game

twinkl.com



bake a cake

twinkl.com

What can you do in...
one second?

What can you do in...
one minute?

What can you do in...

one hour?

What can you do in...
one week?

Diving into Mastery - Diving

Adult Guidance with Question Prompts

Children use time facts they have learnt to help with this activity. They could use a clock to help them check certain facts.

How many minutes are in one hour?

How many seconds make up one minute?

How many minutes are in a quarter of an hour/half an hour/three quarters of an hour?

How can we use a clock to help us check?

How many hours are in one day?

Which sentences are wrong?

How could you change them to be right?

Time Tales



True or false?

there are 60 minutes in 1 hour

1 minute is made up of 24 seconds

there are 30 minutes in half an hour

a quarter of an hour = 45 minutes

a quarter of an hour is 10 minutes

24 hours = 1 day

Explain how you know.

Can you correct the statements that are wrong?



Diving into Mastery - Deeper

Adult Guidance with Question Prompts

Children may find it helpful to look at a clock when doing this activity.

On your clock, can you show me what time the lesson started?

Where is the minute/hour hand pointing?

Show me how the hands will move as one hour passes.

Where is the minute/hour hand pointing now?

Is Ali right? Explain how you know.

How has the hour hand moved during the lesson?

Time Tales



Ali's maths lesson starts at 11 o'clock and is an hour long.

At the end of the lesson, the minute hand will be in the same place as it was at the start of the lesson.



Is he correct? Prove it.

Describe how the hour hand will have moved during the lesson.

Diving into Mastery - Deepest

Adult Guidance with Question Prompts

Children may want to use a clock to help them with this activity.

How many minutes are in one hour/half an hour/a quarter of an hour/three quarters of an hour?

Can you show me on your clock?

Which club matches that time?

Which is the longest activity?

Which is the shortest activity?

How do you know?

Can you think of ways of describing parts of our day at school?

Examples:

Morning break is 15 minutes long. That is a quarter of an hour.

Time Tales



These children all go to clubs on a Saturday morning. Use the clues to help work out which club they go to.

My club is 1 hour long.

My club lasts half an hour.

My club is three quarters of an hour.

My club lasts for a quarter of an hour.

Swimming
15 minutes



Karate
60 minutes



Art
30 minutes



Football
45 minutes



Can you think of ways to describe the timings of your school day using the time facts that you know?

Days of the Week

Cut out the days of the week and put them in the correct order in the boxes below. The first day has been filled in.

Monday



visit [twinkl.com](https://www.twinkl.com)



Sunday

Wednesday

Saturday

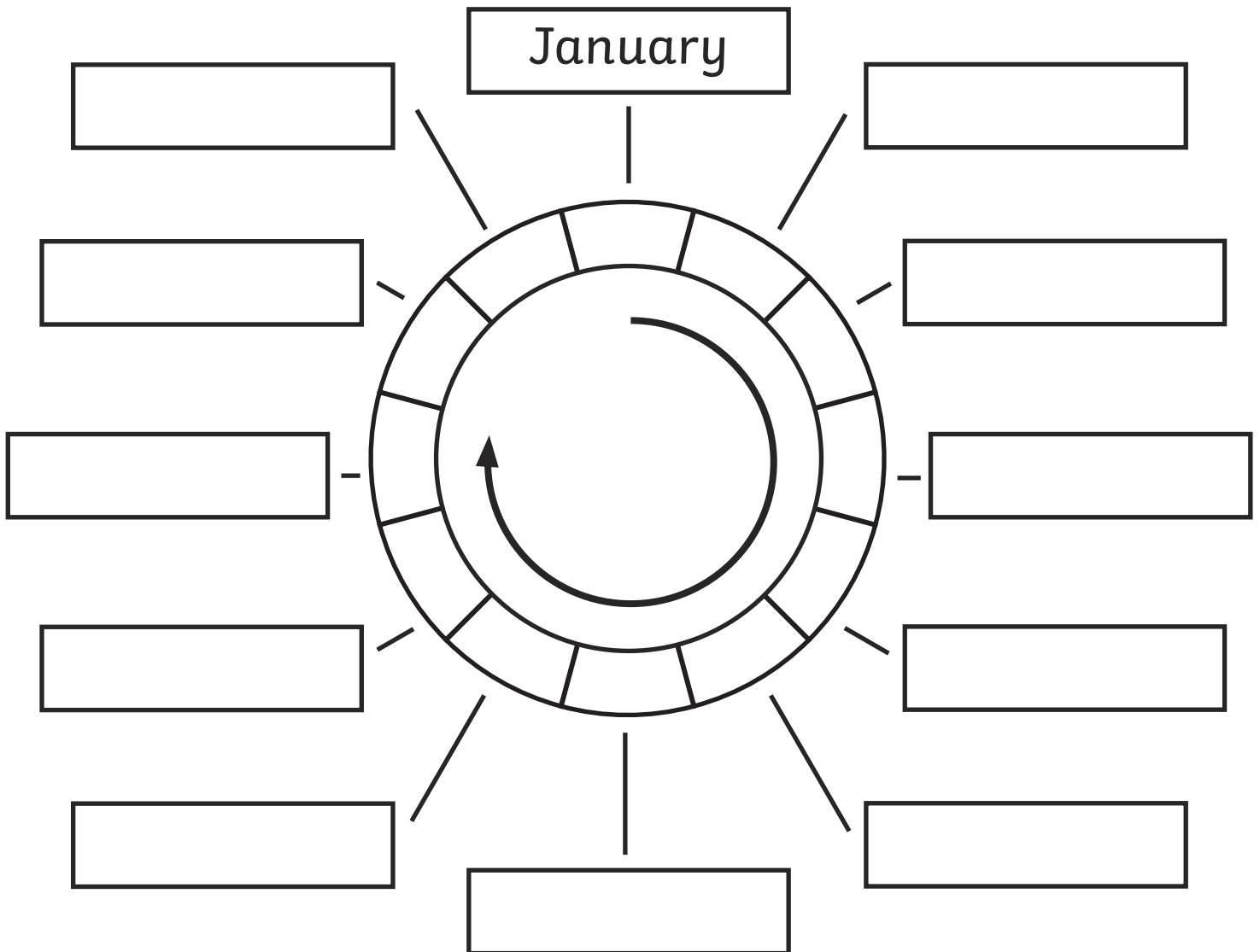
Friday

Tuesday

Thursday

Months of the Year Cycle

Cut out the months of the year and put them in the correct order in the boxes below. The first month has been filled in.



September

May

July

March

December

October

June


August

February

November

April


O'clock – Draw the hands (words) 5




Name: _____

Date: _____


- Draw the missing hands on each clock.




8 o'clock



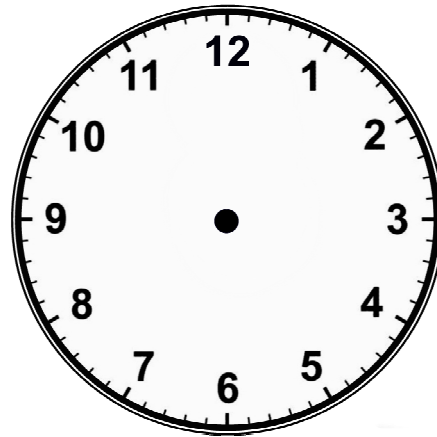
10 o'clock




2 o'clock




6 o'clock




5 o'clock




11 o'clock



3 o'clock







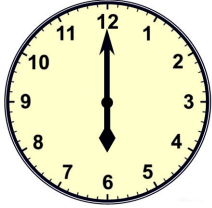
7 o'clock



9 o'clock





Mad Maths Minutes

Digital Time – o'clock Set a



Mad Maths Minutes

Digital Time – o'clock Set b



Ayesha's Eid Sacrifice!

A short story
Age 5-10 years

By Sarah Kilou and Samia Ahmed
Development Education, Islamic Relief 2009



"Eid Mubarak! - Happy Eid!" exclaimed Ayesha.

"Eid Mubarak Mum!"

"Eid Mubarak Dad!"

"Eid Mubarak Granddad!"



"Eid Mubarak Ayesha!" replied her Mum, looking radiant.

"Look at all my exciting Eid gifts!" exclaimed Ayesha.

"Look at all my fine-looking new clothes!"

"Look at my new colourful puzzle game! It's fantastic!"



Ayesha's Mum called, "Get ready Ayesha, we are going to visit our neighbour to celebrate Eid."

"Mum, can I take my new toys please? I want to show my friend Fatima."

"That's fine, but choose only one to take along," replied Ayesha's Mum.



Ayesha's neighbours were going through difficult times and they could not afford the luxury of lovely food and presents this Eid. Ayesha's mum remembered all the good times the two families had shared and wanted all of them together to have a memorable and joyful day. Ayesha's mum took with them some scrumptious food, refreshing drinks and fresh meat. Ayesha's Grandfather also went along with them to join in the celebrations.



Ayesha's best friend was the neighbour's daughter, Fatima.


When Fatima looked at Ayesha playing with her new picture puzzle she asked "Can I have a go putting the pieces together on your puzzle?"

"No!" shouted Ayesha. It's my puzzle and I want to play with it."

Fatima began to cry and tears rolled down her puffy cheeks.

Ayesha's Grandfather heard Fatima crying and went over to see what was wrong. He wanted to know why a joyous day like Eid was being spoilt by tears. He explained to Ayesha and Fatima that Eid time is special because it is a chance for everyone to celebrate, share and be happy.





Ayesha said she doesn't want to share, as she believed the puzzle she had received at Eid was hers alone. As she possessively clutched onto her puzzle against her chest, her face turned red with anger.



Ayesha's Grandfather said calmly, "My little Granddaughter, you see, if you are unable to share a new toy with your friend, perhaps you haven't yet quite learnt the true meaning and story behind Eid."



"What is the story, Grandfather?" asked Ayesha, suddenly interested in what was to follow and also looking much calmer.

"Come and sit here, next to me sweetheart. I will tell you the story of Eid al-Adha."

Ayesha and Fatima gathered together and sat attentively next to Ayesha's Grandfather. He began to narrate to them the story of Eid al-Adha -the Festival of Sacrifice.

"Once, long ago, there lived a special man, a prophet. A man who was much loved by Allah the Almighty. His name was Ibrahim (peace be upon him). Prophet Ibrahim (peace be upon him) had a son, Isma'il (peace be upon him), whom he loved very much, especially as he had waited a very long time to have him. Isma'il (peace be upon him) is also a special prophet.



One night, when Prophet Ibrahim was sleeping, he received a vision from Allah the Almighty. Only the prophets, receive revelations in their dreams from Allah, with commands to follow. Allah was asking Prophet Ibrahim (peace be upon him), to do something. Ibrahim (peace be upon him) could not believe what he was being asked!



Prophets Ibrahim and Isma'il (peace be upon them), began their journey. Ibrahim (peace be upon him), laid his son down. He was sincerely willing to sacrifice his beloved son as Allah the Almighty had commanded. As Prophet Ibrahim (peace be upon him) was about to sacrifice his son, Allah the Almighty sent down a ram to sacrifice in his place. Ibrahim (peace be upon him) had fulfilled the vision through his pure intention to submit to Allah's commands.



Allah the Almighty told Ibrahim (peace be upon him) to sacrifice Isma'il (peace be upon him). Ibrahim (peace be upon him) was scared at the thought of this, but he knew that Allah would not ask him to do something that was not meaningful; he trusted Allah the Almighty and obeyed Him. Ibrahim (peace be upon him) told his son about the vision and asked him what he thought about what Allah had asked. Isma'il (peace be upon him) said these words:

"Oh my father! Do as you are ordered (by Allah). Allah willing, you shall find me one of those who are steadfast."
(Qur'an:37:102)



Allah the Almighty did not want Prophet Ibrahim (peace be upon him) to sacrifice his son. He was only testing Ibrahim (peace be upon him), to see if he was prepared to give up something that he loved, for a greater love of Allah the Almighty.





Every year on this Eid al-Adha day, Muslims in every corner of the world remember Prophet Ibrahim's sacrifice (peace be upon him) of a ram and his obedience and trust in Allah the Almighty. They do this by slaughtering a lamb or goat and give away the meat to those in need. Eid also marks the end of Hajj, where millions of Muslims gather to worship Allah."





"You see Ayesha," continued Grandfather, "Islam teaches us that Allah knows what is best for us, and even if we have to do the hardest things sometimes, we do them because Allah knows what is best for every single one of us. And the harder the test the greater the reward! So for you my little granddaughter, sharing your puzzle is hard, but giving it to someone who is your friend and who you love very much is more important. **This is what sacrifice means.**"



Ayesha went away to think for a while.



Ayesha realised that she had many things to be grateful for.

She decided to make her own small Eid sacrifice; she gave the new picture puzzle which she loved so much, to her friend Fatima. This bought a smile to Fatima's glowing face.

It had been a very special Eid day for Ayesha! She learnt the true meaning of Eid which would stay with her forever - long after the puzzle had disappeared.

Acknowledgements

Ayesha's Eid Sacrifice!

This resource is produced by the Development Education Unit, Islamic Relief, © copyright 2009.

Qurbani Project Manager Na'eem Raza, Islamic Relief

Islamic research, references and guidelines Shaykh Haytham Tamim, Utrujj Foundation

Researcher and producer Sarah Kilou, Development Education, Islamic Relief

Co written by Sarah Kilou and Samia Ahmed

Edited by Samia Ahmed, Senior Development Education Coordinator, Islamic Relief

Video editor Sara Petrai

Narrated by Samia Ahmed and Basit Khan



Shaykh Haytham Tamim is the primary teacher at Utrujj, and its founder. He has studied Islamic law for over 20 years. He has accreditation in interpretation and sciences of the Qur'an, Prophetic saying (hadith) and jurisprudence (fiqh), from the scholars of Lebanon and Syria. He served as a lecturer of comparative jurisprudence for many years at the Islamic University of Beirut. He has also served as lecturer of hadith and the life of the Prophet (peace be upon him) (seerah) at the Azhar Lubnan Academy, Lebanon. As well as verifying over 20 books, his specialities include comparative jurisprudence, principles of jurisprudence (usool ul fiqh) and hadith. He is also a lecturer in Islamic Finance and has been appointed on the supervisory board of Al Qalam and Gatehouse Ltd.



Samia Ahmed is the Senior Development Education Coordinator at Islamic Relief. Samia has had various leadership and management roles as well as experience of teaching Key stage 2 national curriculum subjects in an independent primary school. She has a Masters in Islamic studies and is currently learning classical sciences in Islam from a London based scholar, as well as being involved in educational projects in London. She has also written and published 2 children's books from the *Bilal's day out* series.



Sarah Kilou is a freelance researcher and writer for Islamic Relief's Development Education Department. She has experience of the Development Education sector, having recently completed an internship at a national charity, One World Week. She has compiled and produced a series of online resources on Islam and international development.





COMPUTING RESOURCE 1

Communication	Travel
Safety	Entertainment

