

Reading Resource 1

The poem made me feel _____ because...

I liked/disliked the poem because...

I noticed that the poet...

I noticed the language the poet used was...

Reading Resource 2

Vocabulary Explain:

'A harvest mouse goes scampering by'. Explain what impression the word 'scampering' gives in this line.

Explain and justify inference with evidence:

Do you think it is a busy, bustling night-time? Explain with 3 pieces of evidence from the text.

Explain how meaning is enhanced through words and phrases:

Explain what the phrase 'the moon walks the night' means.

Writing Resource 1

I have used different types of sentence (compound, complex and simple).	
I have used varied sentence openers (fronted adverbials) and extended them.	
I have used expanded noun phrases, adverbials and speech.	
I have used paragraphs correctly all of the time.	
I have used embedded clauses (including relative clauses).	
My spellings are correct and I have confidently used commas.	
I have used adventurous language (adjectives, verbs and adverbs).	
I have created a sense of atmosphere by describing the senses.	
I have used modal verbs and pronouns.	

What is a blurb?

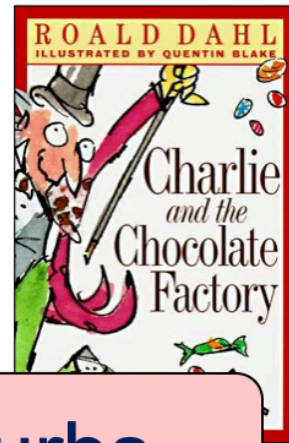




A **blurb** is the text on back cover of a book. It is a summary of the story. It aims to get the reader interested in buying or reading the book.




What Makes a Good Blurb?




- ☐ They are short in length;
- ☐ They use attention-grabbing words and phrases;
- ☐ They often use question and exclamation marks;
- ☐ They often use three full stops at their ends (an ellipsis) to leave the reader asking questions...

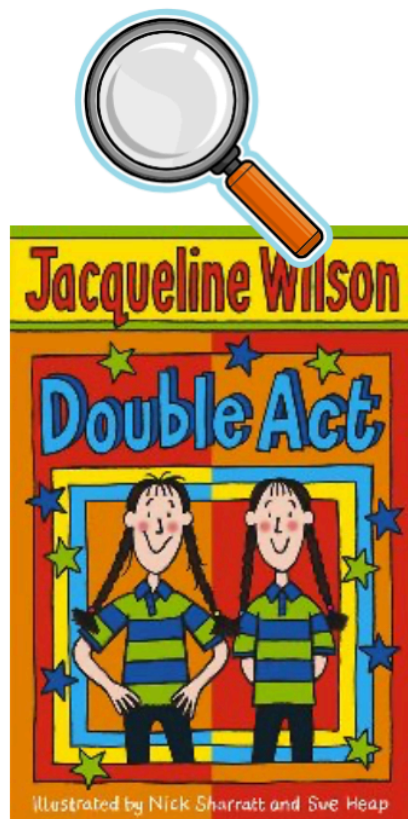


Examples of Blurbs



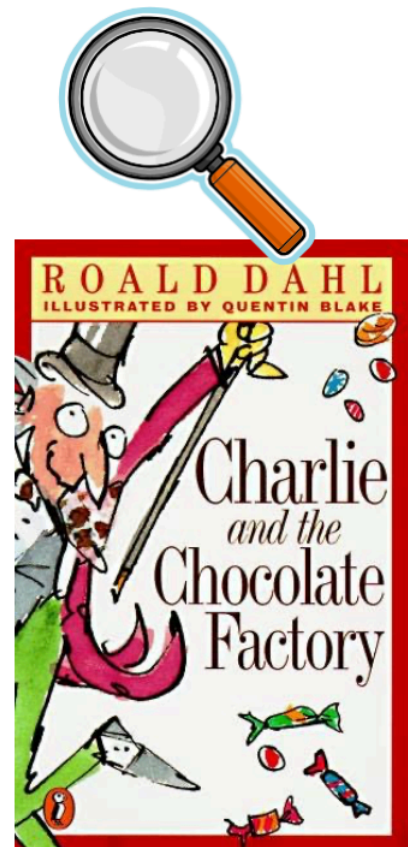
Sigurd the Viking is back, and causing chaos wherever he goes. Even his new wife, Mrs. Tibblethwaite, can't keep him out of trouble. But then, how would you react if you were a tenth century Viking stuck in the twenty first century?






Ruby and Garnet are ten-year-old twins. Identical. They do everything together, especially since their mother died three years earlier. But can being a double act work forever? When so much around them is changing...


Charlie Bucket loves chocolate. And Mr. Willy Wonka, the most wondrous inventor in the world, is opening the gates of his amazing chocolate factory to five lucky children. It's the prize of a lifetime! Gobstoppers, wriggle sweets and a river of melted chocolate delight await - Charlie needs just one Golden Ticket and all these treats could all be his.



"There's a new master criminal on the scene, 12-year-old Artemis Fowl. Kidnapping a fairy starts out easy for Artemis, but he soon discovers he's taken captive Captain Holly Short. She's part of an armed and extremely dangerous LEPrecon Unit. Artemis should be able to handle things as long as they play by the rules..."

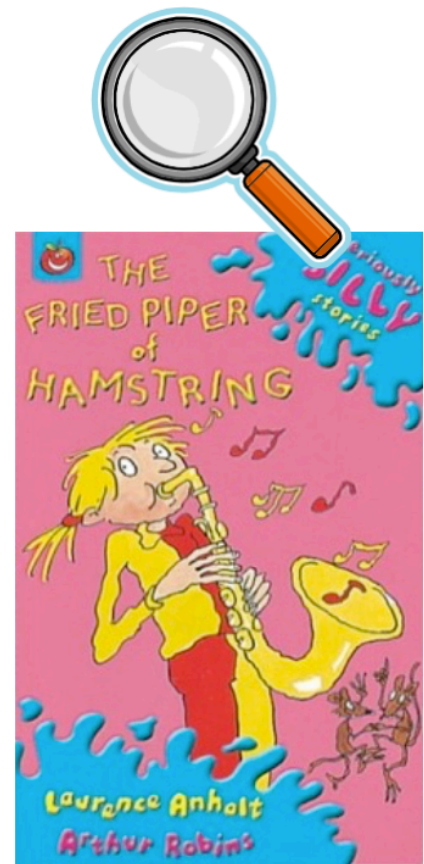


The hedgehog family of number 5A are a happy bunch but they dream of reaching the Park. Unfortunately, a very busy road lies between them and their goal and no-one has found a way to cross it safely. No-one, that is, until the determined young Max decides to solve the problem once and for all...



A brain-tickingly brilliant seriously story.

Hamstring Town is a fun free zone – there are no sweets, no treats and fried food is banned. Until the Fried Piper comes along.



Making

This week (if you can) you are going to make your bird house. Remember, you need to have an adult with you at all times. Follow your plan and break the work up, so you are just doing a little bit at a time.



Don't worry if you haven't got the materials and tools available at home. Here are some ideas for making a bird box from some more readily-available materials!

<https://www.leapfrog.com/en-us/learning-path/activities/make-a-birdhouse-kids-activity>

<https://www.craftcreatecook.com/birdhouse-crafts-kids/>

<https://www.instructables.com/id/great-easy-bird-house-for-kids/>

Woodworking

Remember the Health and Safety Tips at all times!

Health and Safety Tips

Firstly, you must have an adult with you while you are using all of these tools!

Saw – Never run your fingers or hand along the teeth of the saw. Make sure you are wearing safety goggles. Put the saw in the hand you write with. Hold the wood carefully with your other hand (if you can't do this, ask your adult to hold it for you). Do slow, long strokes with your saw. Put pressure on the forward stroke, not on the backward stroke.

Hammer and nails - Make sure you are wearing safety goggles. Ask your adult to hold the nail in place. Gently tap on the head of the nail with the hammer, if the nail doesn't go in, try tapping a bit harder.

LI: To create a patchwork mural of an animal in the style of Louis Masai.








Success Criteria

You will be able to **analyse a range of artwork by the artist Louis Masai, identifying what you like/dislike, as well as his key techniques, colours, style.** You will be able to **make comparisons between the artwork of Darwin and Masai** in their representations of animals/living things. You will **make use of paint, pens and coloured pencils to create your own design** of a bee patchwork mural, using botanical patterns and design.



Louis Masai

Louis is a British painter, sculptor, illustrator and street artist perhaps best known for his murals of endangered animals, in particular, bees.



What do you like/dislike about the artwork?

What do you notice about the style, techniques and colours?

What similarities/differences do you notice between Masai's work and Darwin's sketches?

Louis Masai

The Art of Beeing is a mural painting tour of the USA

Masai will paint over 20 murals of species under threat in 12 cities across nine states in just two months.

Find out more here...<https://louismasai.com/projects/the-art-of-beeing/>



The Art of Beeing

Tackling the extinction crisis one wall at a time

The issue

With dozens of species becoming extinct every day, many scientists believe up to 50% of species are heading towards extinction by 2050. Over 12,000 animal species are currently considered threatened across the world.

The USA boasts one of the most diverse displays of nature, whether in the desert, forest or swamp. Each ecosystem hosts its very own unique species that depend on the environment. But, within these ecosystems are some of the world's most endangered species. As human pressure on the natural environment increases, the problem is only escalating.

With nearly one in four mammals under threat in the USA, from the gray wolf to the manatee, 'The Art of Beeing' highlights local species at risk and the urgent need to act on climate change and the environment. Masai is focusing on bees in particular because they're crucial to the survival of ecosystems and species.

For this trend to reverse, humans must re-evaluate nature and put species protection at the heart of society at every level; from policy to business, communities and individuals.

'The Art of Beeing' is calling for individuals to unite, much like bees, to put nature first.

The true 'Art of Beeing' is humanity coming together to restore the planet. The time to end extinction is now.



Look more closely at the patterns used in the patchwork design which Masai uses. What do you notice?

TASK: you are going to create your own patchwork bee in the style of Masai.

1. You can draw your own outline of a bee, or use this one.
2. Draw a patchwork design onto the bee.
3. Use coloured pens, pencils or paints to fill each patch with botanical patterns (this means they must be inspired by plants!)
4. Display your work proudly - perhaps in a window for all to see!?

