



French Knowledge Organiser Unit: Petit Chaperon Rouge



Unit objective: To learn the parts of the body in French through a traditional fairy tale in French

By the end of this unit we will be able to:

- Sit and listen to a familiar story being told in French
- Use picture and word cards to help retain new language
- Remember key parts of the body in French

Phonics & pronunciation we will see:










- CH OU ON OI
- CH sound in **chaperon, bouche & bûcheron**
- OU sound in **rouge, loup, bouche & genoux**
- ON sound in **chaperon, maison & bûcheron**
- Silent letters and liaison: the last consonants in French are often silent '**pied**', the final letter in '**les**' is sometimes pronounced and sometimes not - when '**les**' is used in front of a word that starts with a consonant, you **do not** hear the 's'. When '**les**' use before a vowel, most words starting with 'h' or 'y' you pronounce the 's' - e.g. **les yeux, les oreilles**


Grammar we will learn and revisit: **Definite/indefinite and partitive articles/ determiners**

- To recognise these from previous units

Skills we will develop:

- Working on memory, recall and retention skills using a familiar story and picture/ word cards
- Looking for cognates
- Using previous knowledge of the story to decode and work out the meaning of unfamiliar language

French		English
Petit Chaperon Rouge		Little Red Riding Hood
La maison		The house
La grand-mère		The grandmother (formal)
Le loup		The wolf
Le bûcheron		The woodcutter
La forêt		The forest
Les parents		The parents
Des gâteaux		Some cakes
Le corps		The body



la tête

the head



les yeux

the eyes



les oreilles

the ears



la bouche

the mouth



les pieds

the feet



les genoux

the knees



le nez

the nose



l'épaule

the shoulder



les mains

the hands



les bras

the arms



les jambes

the legs